



COLD FINISHED FLATS


BRIGHT DRAWN ROUNDS
8mm – 100mm
(⁵/₁₆" – 4")



TURNED & POLISHED ROUNDS
100mm – 350mm
(4" – 14")




BRIGHT DRAWN SQUARES
12mm – 130mm
(¹/₂" – 5")



BRIGHT MACHINED SQUARES
100mm – 160mm
(4" – 6¹/₄")




BRIGHT DRAWN HEXAGONS
8mm – 100mm
(⁵/₁₆" – 4")



SPECIAL SECTIONS

We can offer a wide range of Special Sections tailor made to customer requirements.



WIDTH

THICKNESS

INCHES		1/8	3/16	1/4	5/16	3/8	1/2	5/8	3/4	1	1 1/4	1 3/8	1 1/2	2	2 1/2	3	4	5
	mm	3	5	6	8	10	12	16	20	25	30	35	40	50	65	80	100	125
1/2	12																	
5/8	15																	
3/4	20																	
1	25																	
1 1/4	30																	
1 1/2	40																	
2	50																	
2 1/4	60																	
2 1/2	65																	
3	75																	
3 1/2	90																	
4	100																	
5	125																	
6	150																	
7	180																	
8	200																	
10	250																	
12	300																	
14	350																	
14 ⁵ / ₈	375																	

(INTERMEDIATE SIZES ALSO AVAILABLE)

STEEL SPECIFICATIONS

We can offer steel specifications to meet most recognised national and international standards within the following broad steel types:

- Carbon
- Freecutting
- Semi-Freecutting
- Alloy
- Boron

Most grades available with or without lead

QUALITY ASSURANCE

The company is approved to BS EN ISO 9001 : 2008, and to ensure consistently high quality, full testing and inspection facilities are available.

ADDITIONAL FACILITIES

Extensive additional facilities and services including annealing, stress relieving, hardening & tempering and normalising.

Our saw centres are capable of cutting to extremely tight tolerances and in line with specific customer requirements.

SPECIFIC EXPORT PACKAGING IS ALSO AVAILABLE UPON REQUEST.

ITEMS AVAILABLE EX-STOCK

BRIGHT DRAWN ROUNDS

Metric	Imperial	080A15	080A42	210M15	230M07	230M07Pb
		C1018	C45	212A42	11SMn30 C1215	11SMnPb30 C12L14
10mm	3/8	●				●●
	13/32					●
12mm	7/16	●	●		●	●●
13mm	1/2	●		●	●	●●
14mm	9/16	●				●●
15mm	5/8	●●	●	●	●●	●●
16mm	21/32	●	●	●	●	●●
18mm	11/16	●	●		●	●●
19mm	3/4	●	●	●	●	●●
20mm	13/16	●	●	●	●	●●
22mm	7/8	●●	●	●	●●	●●
24mm	15/16	●●			●●	●●
25mm	1	●●	●●	●●	●●	●●
	1 1/16				●	●
28mm	1 1/8	●●	●	●	●●	●●
30mm	1 3/16	●	●	●	●	●●
32mm	1 1/4	●●	●●	●●	●●	●●
	1 1/16				●	●
35mm	1 3/8	●●	●	●●	●●	●●
36mm	1 7/16	●		●	●●	
38mm	1 1/2	●●				●●
40mm	1 9/16	●	●	●	●	●●
	1 5/8	●	●	●	●	●
	1 11/16					●
45mm	1 3/4	●●	●●	●	●●	●●
46mm	1 13/16				●	●●
	1 7/8	●		●	●	●
50mm	2	●●	●●	●	●●	●●
52mm					●	
55mm	2 1/8	●●	●		●●	●
	2 1/4	●	●	●	●	●
60mm	2 3/8	●	●		●●	●●
65mm	2 1/2	●●	●●	●	●●	●
	2 5/8	●			●	●
70mm	2 3/4	●●	●		●●	●●
	2 7/8					●
75mm	3	●●	●●		●●	●
80mm	3 1/4	●●	●●		●●	●●
85mm		●			●	
90mm	3 1/2	●●	●		●●	●
	3 3/4	●			●	
100mm	4	●	●		●●	●

BRIGHT DRAWN HEXAGONS

Metric	Imperial	212A42	230M07	230M07Pb
			11SMn30 C1215	11SMnPb30 C12L14
10mm				●
13mm	0.500	●	●	●●
14mm	0.525		●	●●
	0.562			●
	0.600			●
16mm	0.625	●		●●
17mm	0.687	●	●	●●
	0.710			●
19mm	0.750	●	●●	●●
20mm	0.812		●	●●
	0.820			●
22mm	0.875	●	●●	●●
	0.920			●
24mm	0.937		●	●●
25mm	1.000		●	●●
	1.010			●
27mm	1.062		●●	●●
	1.100			●
	1.125			●
30mm	1.375		●	●●
32mm	1.250	●	●●	●●
	1.300		●	●
	1.312			●
35mm	1.375		●	●●
36mm		●	●	●
	1.480			●
	1.500			●
41mm	1.625		●●	●
	1.670		●	●
46mm				●
	1.860		●	
50mm			●	●
	1.860		●	
55mm		●	●	●
	2.220			●
60mm				●
65mm			●	
70mm	2.760		●●	●

TURND & POLISHED ROUNDS

Metric Diameter	Imperial Diameter	EN3A	EN8	EN1A	EN1APb
		080A15 C1018	080A42 C45	230M07 C1215 9SMn28 11SMn30	230M07Pb C12L14 9SMnPb28 11SMnPb30
100mm	4	●●	●●	●●	●●
105mm		●	●	●	●
110mm	4 1/4	●●	●●	●●	●●
115mm	4 1/2	●●	●●	●●	●●
120mm	4 3/4	●●	●●	●●	●●
125mm		●	●	●	●
130mm	5	●●	●●	●●	●●
135mm	5 1/4	●●	●●	●●	●●
140mm	5 1/2	●●	●●	●●	●●
145mm	5 3/4	●●	●●	●●	●●
150mm		●	●	●	●
155mm	6	●●	●●	●●	●●
160mm	6 1/4	●●	●●	●●	●●
165mm	6 1/2	●●	●●	●●	●●
170mm	6 3/4	●●	●●	●●	●●
175mm		●	●	●	●
180mm	7	●●	●●	●●	●●
190mm	7 1/2	●●	●●	●●	●●
200mm	8	●●	●●	●●	●●
210mm		●	●	●	●
220mm	8 1/2	●●	●●	●●	●●
230mm	9	●●	●●	●●	●●
240mm	9 1/2	●●	●●	●●	
250mm		●	●	●	
260mm	10	●●	●●		
270mm	10 1/2	●●	●●		
280mm	11	●●			
290mm	11 1/2	●●			
300mm		●			
305mm	12	●●			
310mm		●			
320mm		●			
330mm	13	●●			
340mm		●			
350mm	14	●●			

● Imperial
● Metric

SALES ENQUIRIES TO:

Aartee Bright Bar
Planetary Road,
Willenhall, West Midlands
WV13 3SW England

Tel: +44 (0) 1902 308 600
Fax: +44 (0) 1902 308 601

Email: brightbar@aarteebrightbar.com
Website: www.aarteebrightbar.com